

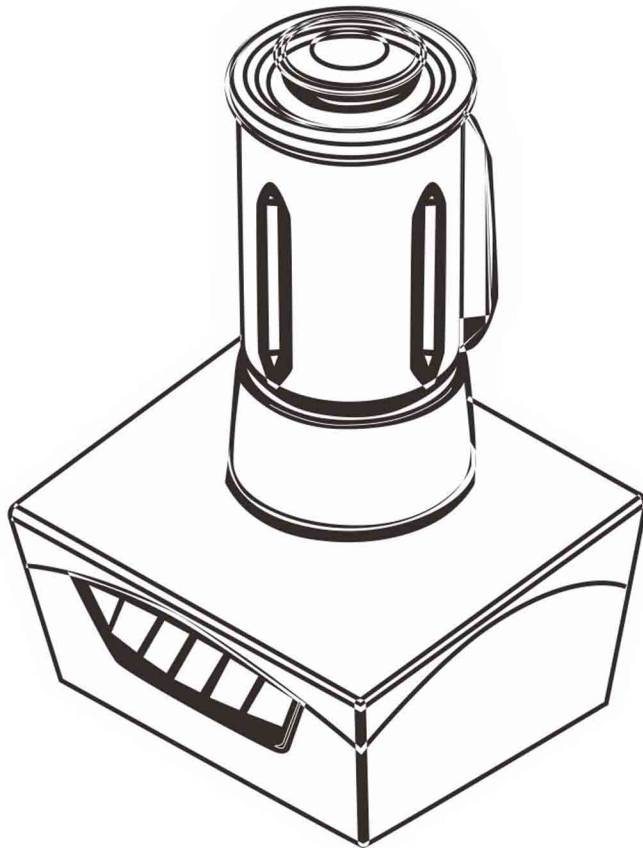


how to use MD-186T

PROFESSIONAL TEA EXTRACTOR

Madin is the first pioneer of tea extractor with blender concept

With the using of tea bag, It can brings the freshness of tea in each cup for the beloved customers



how to use MD-186T

PROFESSIONAL TEA
EXTRACTOR

- A. Identification of parts
- B. How to operate?
- C. Safety Instructions
- D. Troubleshooting

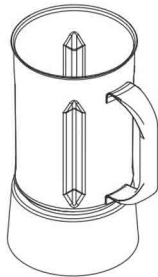
A. Identification of parts



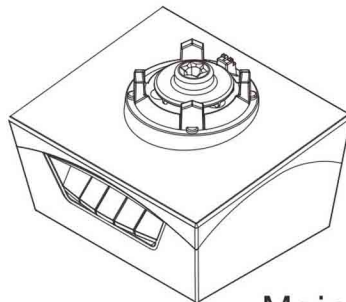
Condiments Lid



Jar Cover



Jar set of Tea Extractor




Main Engine



Condiments Lid



Jar Cover



Stainless Steel Jar
(Max Capacity: 800cc)



Outer Waterproof Gasket



Filter of Tea Extractor



Filter Gasket



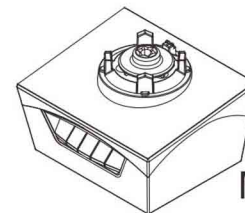
Frothing Blades Set



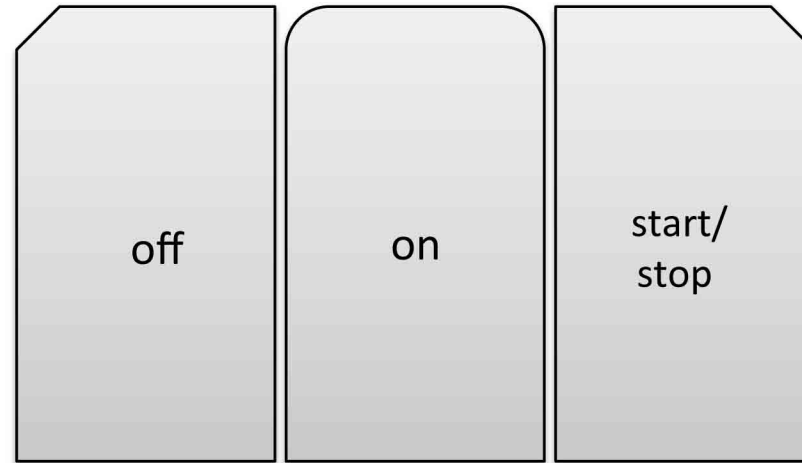
Gasket



Jar Base



Main Engine



OFF Button : Turn off/ Power Switch OFF

ON Button : Extract Tea in manual function

START/STOP Button : To start the tea extraction process.
adjust through the rotary switch at the side of the main machine.

It will stop automatically, when the process accomplished



START/ STOP Button will connected to the knob switch.

Tea Shake Function has 5 level of time selections:
20, 30, 40, 60, and 80 seconds



MD-185TA
B. HOW TO OPERATE
extract tea in just 60 seconds

Tea extractor function

1. Put tea bags

Must use tea bags (all kinds of tea bags)

2. Cover the jar with the cover, and put properly onto the machine

Must cover the lid

3. Adjust the knob switch

Choose the time that you need

4. Press Start/ Stop button

It will stop automatically after it accomplished

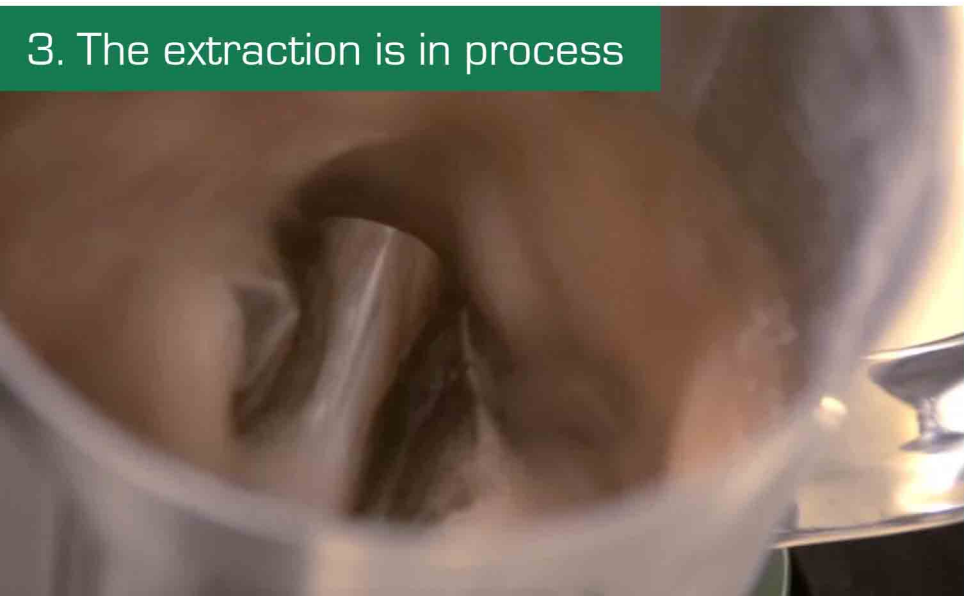
1. Put tea bag inside the jar



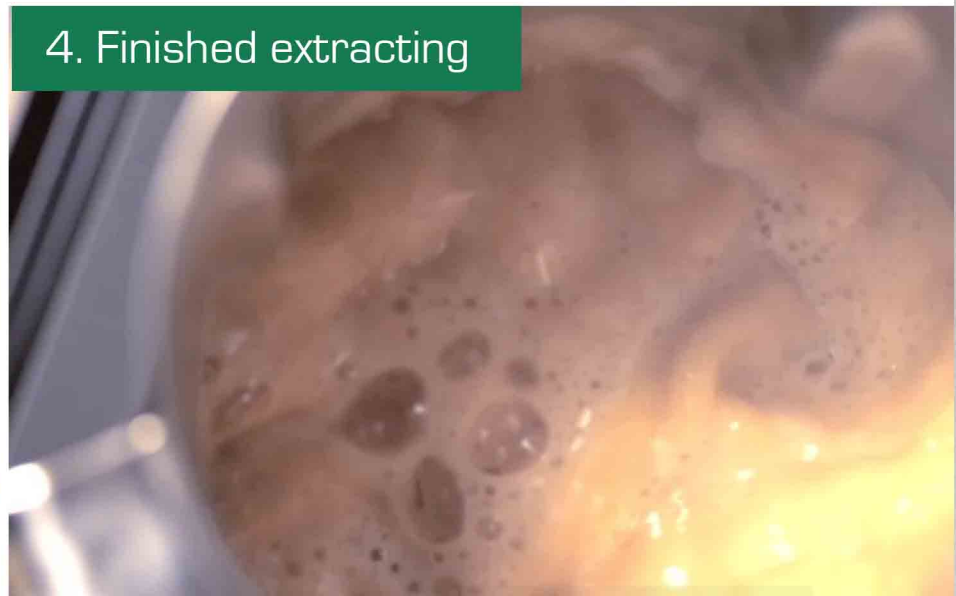
2. Put hot water properly



3. The extraction is in process



4. Finished extracting



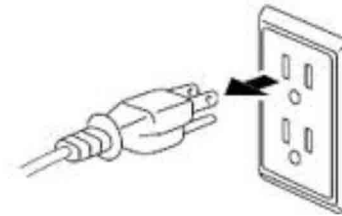
Put the JAR COVER and LID PROPERLY into the blender jar



DO NOT put finger when the blender is in working process



Before cleaning the machine or blender jar, remember to UNPLUG the cord



DO NOT use the machine for other purpose

DO NOT let any liquid reach inside the machine.

Ex: Water, milk, fructose, etc

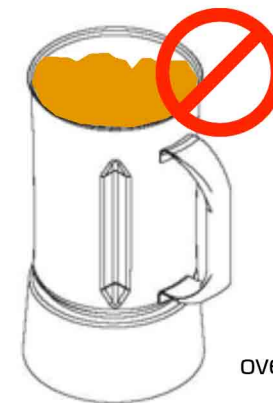
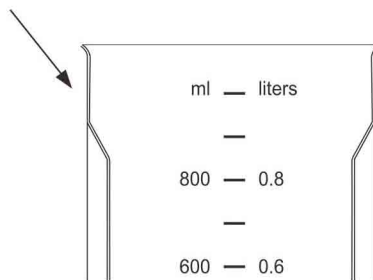


DO NOT let any insects reach inside the machine



DO NOT put ice cube or ingredients until the whole jar

Maximum capacity: 800ml



1. The blender is provided with “Overload Protection Device”, when the temperature is over heat, the machine will turn off automatically.
2. Please unplug the power cord for 15 minutes. When the temperature back to normal, blender is ready to use again
3. If there is any sparkles or flames happened during operation. Please unplug it immediately and call nearest dealers or our company as soon as possible